



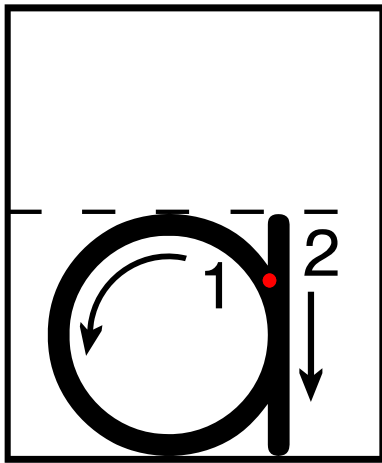
Hi Coach, Show your child how to play this game!!

WowzaBrain.com





LETTER a

Watch a Video Demo of this Game at www.WowzaBrain.com.

a b c d e f g h i j k l m n o p q r s t u v w x y z



How to Trace Letter Shape
Begin at red dot. Say:
1. "Go around," (Arrow 1)
2. "Up, down." (Arrow 2)

<p>1</p>  <p><u>a</u>pple</p>	<p>2</p>  <p><u>a</u>nt</p>
<p>3</p>  <p><u>a</u>x</p>	<p>4</p>  <p><u>a</u>mbulance</p>

Clipart ©2008Jupiterimages Corporation. Used with permission.

Make A,B,C's Easy—Get Speedy!

1. **Trace** letter + say **name**: "a"
2. **Touch** letter + say **sound**: "ă"
3. **Tap** picture + say **item**: "apple"

Start	40	50	60	70	80	FINISH!
No beat	bpm	bpm	bpm	bpm	bpm	

Check off each speed square as your child completes each speed level.