





# Change It!


Watch a Video Demo of this Game  
at [www.WowzaBrain.com](http://www.WowzaBrain.com).


Research shows that  
quick “rhymers” find  
learning to read easier!



	<u>can</u>	<u>fan</u>		<u>ran</u>	<u>pan</u>	
	<u>bat</u>	<u>rat</u>		<u>pat</u>	<u>mat</u>	
	<u>bed</u>	<u>Ted</u>		<u>red</u>	<u>Ed</u>	
	<u>pin</u>	<u>fin</u>		<u>tin</u>	<u>win</u>	
	<u>he</u>	<u>me</u>		<u>she</u>	<u>bee</u>	
	<u>pot</u>	<u>not</u>		<u>dot</u>	<u>got</u>	
	<u>bug</u>	<u>tug</u>		<u>mug</u>	<u>dug</u>	
	<u>hog</u>	<u>log</u>		<u>frog</u>	<u>dog</u>	







## Make Rhyming Easy—Get Speedy!

1. Read each pair of words across each row.
2. Then read pairs of words *and* say a rhyme to fill the blank box.
3. Begin off-beat *and* then get speedy—to 90 bpm.

Start	50	60	70	80	90	<b>FINISH!</b>
No beat	bpm	bpm	bpm	bpm	bpm	

Check off each speed square as your child completes each speed level.