

Sight word: **that** Fry Sight Words used with permission.

**How to read this Booklet:**

1. Have your child point to each word as he says it.
2. If he hesitates, *spell* the word for him.
3. Have him reread the booklet faster and faster.

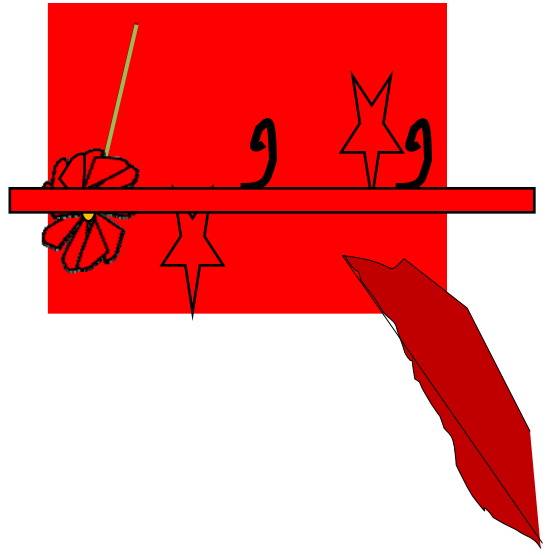
This is brain-friendly—soon he will read it smoothly by himself.

**For extra practice:**


- Cover the picture, and have your child read the words on that page.
- Have your child read the last page first, then the next-to-last page, and so on to the front page.
- Use the eBooklet template, and help your child create and read his own booklet.

↓ Fold on dotted line

That is a big, red




↑ Fold on dotted line



That is a big, red hat.




Staple here



That Hat


That is \_\_\_\_\_



↑ Fold on dotted line

That \_\_\_\_\_

That is a \_\_\_\_\_



↓ Fold on dotted line

That is a big, \_\_\_\_\_

